

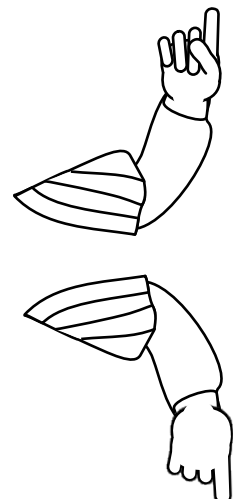



# Instructions

Colour the template if needed and cut out all the pieces.

Fold Thomas's shoulder along the line of the coat.

Glue the arms onto the shoulder so the shoulder is sandwiched between the two sleeve pieces.

Glue Thomas and Jesus in position to when the arm is folded it touches Jesus' hand.  
(extra : You can lift Thomas and Jesus by using foam or cardboard pacers.)



# Instructions

Colour the template if needed and cut out all the pieces, making sure you leave the glue tabs at the base of the characters.

Fold Thomas's shoulder along the line of the coat. Glue the arms onto the shoulder so the shoulder is sandwiched between the two sleeve pieces.

Glue Thomas and Jesus in position to when the arm is folded it touches Jesus' hand.

Fold the backdrop and place the characters in the scene by folding the supporting glue tabs backwards.

